

Payment instructions for FLA-5

NOTE Please send your registration form **BEFORE** the payment.


If you need the invoice before the payment, please contact by E-mail

to gmiyaji@cc.tuat.ac.jp.

1. Click “**Add to Cart**” of Registration. Your shopping cart page is opened.

Registration fee	1,000 AUD	Add to Cart
------------------	-----------	--------------------


View Cart




2. Confirm **Quantity “1”** and **Total “1,000 AUD”**.
3. Click “**Check Out**” or “PayPal Check out”,
and then a credit card information page is opened.

NOTE If you have no PayPal account, click “**Check out**”.
You can pay the registration fee with your credit card (no extra charge).

Description	Price	Quantity	Total
Registration fee for FLA-5 Item #: 001	\$1,000.00	<div>- 1 + Remove</div>	\$1,000.00

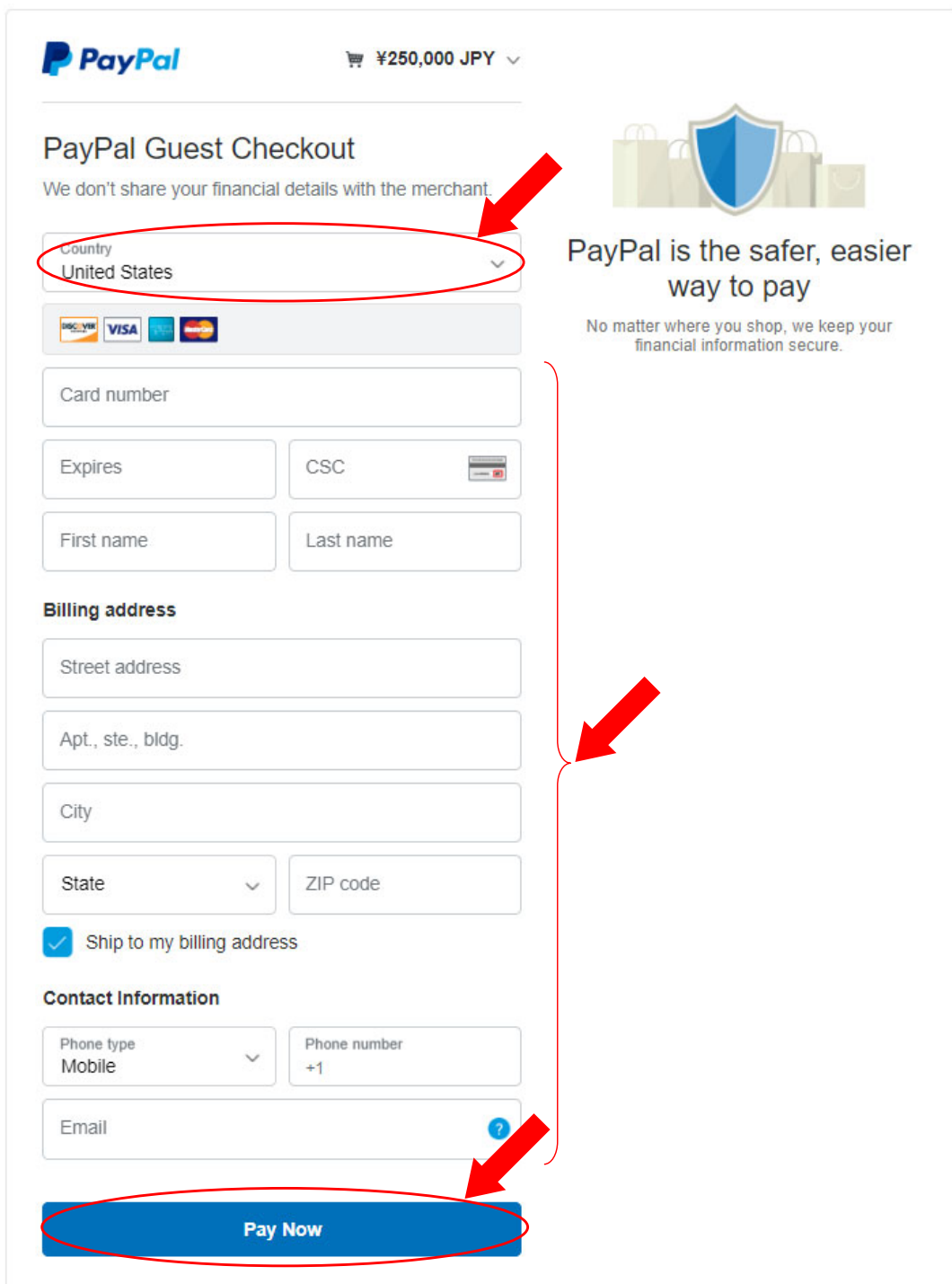
Order Summary	
Item total	\$1,000.00
Total	\$1,000.00 AUD
<div> Check out</div>	
or	
<div>Check Out</div>	
Pay without a PayPal account	



Payment instructions for FLA-5

4. Select your “**Country**”.
5. Enter your credit card information, address, and contact information.
6. Click “**Pay Now**”.
7. Confirm an E-mail from PayPal, which informs you to complete your payment.
If it does not arrive, please email to gmiyaji@cc.tuat.ac.jp.

After confirmation of your payment, FLA-5 office will send you receipt and invoice.



The screenshot shows the PayPal Guest Checkout interface. At the top, the PayPal logo is on the left, and the cart total is ¥250,000 JPY on the right. The main heading is "PayPal Guest Checkout" with a subtext "We don't share your financial details with the merchant." Below this, the "Country" dropdown menu is highlighted with a red circle and a red arrow pointing to it, showing "United States". To the right of the form, there is a graphic of shopping bags and a shield, with the text "PayPal is the safer, easier way to pay" and "No matter where you shop, we keep your financial information secure." The form fields include: "Card number", "Expires", "CSC", "First name", "Last name", "Billing address" (with sub-fields: "Street address", "Apt., ste., bldg.", "City", "State", "ZIP code"), a checked checkbox for "Ship to my billing address", "Contact Information" (with sub-fields: "Phone type" set to "Mobile", "Phone number" starting with "+1", and "Email"). At the bottom, the "Pay Now" button is highlighted with a red circle and a red arrow pointing to it. A red line with an arrow also points from the "Pay Now" button area towards the right side of the page.